




# Liquid Glass Coatings Consumer Products



[www.ccm-liquid-glass.com](http://www.ccm-liquid-glass.com)



## (BALKONY) SOLAR PANEL COATINGS

Photovoltaic modules produce their best yield under optimal conditions. With our special coating, the amount of light transmittance to the PV cells increases. Cleaning becomes much easier, and the cleaning cycle requirement is significantly extended. These factors lead to an increased yield of your system.



## THE PROBLEM WITH SOILING

### Higher output with coating?

Soiling is not only caused by leaves, tree needles or pollen, but also by dirt particles in the air. Bird droppings can be particularly unpleasant and can even cause etching on the module surface. In addition, the edges of the solar panels tend to attract heavier soiling. This soiling ranges from salt and sand build-up to moss or lichen formation; depending on the location of the panel.

In principle, soiling on the photovoltaic modules acts like shading and this reduces the yield of the photovoltaic system. Depending on the degree of soiling, this reduction in yield can amount to between 10 and 20 percent. This makes it almost impossible to generate a decent return. In addition, soiling at the edges of the PV system leads to an increased need for repair and maintenance.

## UP TO 10% MORE OUTPUT CAN BE GENERATED IN WET WEATHER CONDITIONS

### PROPERTIES

- Advanced SiO<sub>2</sub> technology which creates an invisible protective layer, approx. 100 nm (nanometres) „thick“. Approximately 500 times thinner than a human hair, therefore no negative impact on light transfer.
- Protects the surface against abrasion and degradation

- Heat and frost resistant
- Resistant to sea water, and acid / alkaline 1.5 to 12.5 ph
- Water and dirt repellent
- Easy and quick application
- Can be applied at +10° to +30°C
- UV-stable
- „Easy-to-clean“ effect (surfaces become easy to clean = time and cost saving. Heavy surface soiling is often washed off by rain)
- Coverage: Approx. 150m<sup>2</sup> with one litre
- Reduces the negative ecological (CO<sub>2</sub>) footprint when cleaning:
  - Less water is needed
  - Zero Chemical cleaning

## ADDITIONAL BENEFITS ASSOCIATED WITH THE COATING SOLAR PANELS WITH LI-QUIGLAS SOLAR PANEL PROTECTION:

- The negative impact of rain, snow, ice, and sun are significantly reduced
- Soiling deposits such as bird droppings, pollen, environmental pollution etc. become easy to remove or wash away during heavy rain = increased light/energy transfer.
- Pollution is normally „baked in“ by the sun = reduction in the service life of the panels. Coated solar panels prevent the baking in of soiling agents, therefore significantly extending the working life of the unit



## COMPLETE SET FOR PV INSTALLATIONS UP TO 70 M<sup>2</sup>

### Content

- 500 ml Biosativa® Bio-Cleaner Concentrate 1:10 for pre-cleaning
- 1.000 ml Isopropanol Alcohol 99,9% for degreasing
- 500 ml Liquid Glass Coating 7601 (for appr. 75-100 m<sup>2</sup>)
- 100 dry wipes 25 x 16 cm for pre-cleaning
- 10 micro-fibre wipes 10 x 10 cm for application
- 5 micro-fibre wipes 30 x 30 cm for polishing
- 10 one-way gloves



## COMPLETE KIT FOR BALCONY SOLAR PANELS UP TO 10 M<sup>2</sup>

### Content

- 100 ml Isopropanol alcohol 99,9% for degreasing
- 50 ml Liquid Glass Coating 5575 (for approx. 10m<sup>2</sup>)
- 5 dry wipes 25 x 16cm for pre-cleaning
- 1 micro-fibre tissue 10 x 10cm for application
- 1 micro-fibre tissue 30 x 30cm for polishing
- 2 one way protection gloves



MADE  
IN  
GERMANY

# Windscreen Coating



- high durability - up to 20.000 km
- reduced glare and light distortion at night
- significantly improves visibility in heavy rain
- easy-to-use
- for front + side windows
- strong hydrophobicity (water beads off)
- strong anti-stick properties
- excellent easy-clean performance
- invisible to the human eye (500 times thinner than a human hair)
- UV-stable with enormous abrasion resistance
- resistant to temperature change
- simple application (do-it-yourself)
- chemical-resistant (ph 2 to 13)
- ice is easy to remove
- for cars, transporters, trucks, boats, caravans
- resistant to high-pressure cleaners and soft wash systems
- significantly reduced mosquito and insect adhesion.
- rain disperses from the windscreen (+50km / h) = clearer visibility even without wipers.

**DOUBLE PACK: Contents 2 kits**  
**Inhalt:** 2 pre-cleaning wipes, 2 coating wipes (each for 2m²), 1 micro-fibre cloth, 2 single use gloves

**Warning pre-cleaning wipe & coating wipe:** Danger. Highly flammable. Causes serious eye irritation. Keep away from heat, hot surfaces, sparks, open flames and other ignition sources. No smoking. Keep out of reach of children. Content per wipe: 6ml

**Ingredients:**  
Pre-cleaning wipe: 1-Ethoxypropan-2-OL  
Coating wipe: Ethanol >=90%, Butanone 1-2,5%

CCM GmbH • Diepenbroich 8 • DE-51491 Overath  
phone +49 (0) 2206 938590-0 • E-Mail info@ccm-international.eu  
www.youtube.com/CCMGemany



[www.ccm-liquid-glass.com](http://www.ccm-liquid-glass.com)

## Product features

- high durability - up to 20.000 km
- reduced glare and light distortion at night
- significantly improves visibility in heavy rain
- easy-to-use
- for front + side windows
- strong hydrophobicity (water beads off)
- strong anti-stick properties
- excellent easy-clean performance
- invisible to the human eye (500 times thinner than a human hair)
- UV-stable with enormous abrasion resistance
- resistant to temperature change
- simple application (do-it-yourself)
- chemical-resistant (ph 2 to 13)
- ice is easy to remove
- for cars, transporters, trucks, boats, caravans
- resistant to high-pressure cleaners and soft wash systems
- significantly reduced mosquito and insect adhesion.
- rain disperses from the windscreen (+50km / h) = clearer visibility even without wipers.

## Double pack: Contents 2 kits


**Content:** 2 pre-cleaning wipes, 2 coating wipes (each for 2m²), 1 micro-fibre wipe 30 x 30cm, 2 single use gloves

**dangerous!**

**coated  
water runs off**



**not coated**



## Instructions for use:

### Preparation

The optimum temperature to apply the wind-screen coating is between +5 to +20°C. Do not apply at lower than 5°C or above 30°C. It is essential that the windscreen is completely clean before the application of the coating. In many instances the end user considers that a windscreen is clean after wiping the surface with a cleaning agent until it looks clean. This is not the case! Thorough preparation is required before applying our coatings. On average it takes a minimum of 5 minutes to clean a windscreen, however it may take 10 minutes to clean a highly contaminated windscreen. A clean screen = enhanced performance.

**1.** It is suggested that the windscreen is washed thoroughly with water and a microfiber cloth (not the one which is enclosed in the pack). Please ensure that no residues from cleaning agents are left on the surface as residues prevent the layer of SiO<sub>2</sub> (pure glass) from bonding. The layer formed is only 100nm thick (500 times thinner than a human hair). This layer is massively durable, but as can be imagined, this ultra-thin layer can only bond efficiently to a completely clean and dry surface. This initial cleaning will remove heavy contamination such as insect residue, traffic film etc. We do not suggest using washing-up liquid, as this places tensile residues on the windscreen. Surfactant-free cleaning agents are recommended. Rinse the screen thoroughly.

**2.** Dry the windscreen with a clean cloth or suitable kitchen roll/absorbent paper. Please note that the perimeter of the screen is often heavily soiled, and also drops of water can remain in this area. Wipe the perimeter of the windscreen, ensuring that any soiling agents are not transferred to the rest of the windscreen. Finally, wipe the windscreen wiper blades to remove heavy contamination.

**3.** Now put on the enclosed gloves, as a fingerprint can be 100 times thicker than the coating.

**4.** Deep clean the screen with the enclosed alcohol wipe (No. 1). All windscreens differ in the amount of contamination held within the micro scratches (all screens have such scratches). Wipe the screen with the supplied wipe or use a suitable alcohol cleaner. The cleaner must be free of any additional polishing agents. Continue to wipe the surface until the screen is completely clean. Ensure correct safety controls are followed when using alcohol. Follow the MSDS guidelines. Test alcohol cleaners such as IPA on an inconspicuous area.

**5.** After cleaning with the alcohol based wipe, allow the screen to dry and then buff the screen with one side of the enclosed micro-fibre.

### Application

**1.** Apply the coating to the windscreen (wipe No. 2). Working quickly, ensure full coverage of the screen. Wipe with both vertical and horizontal actions to ensure full coverage. Continue wiping until the wipe becomes dry, (approximately 90 seconds when the temperature is 15-20 °C) It is recommended that the outer edge of the screen is wiped at the last moment to avoid any possible contamination of the central area of the screen. Finally wipe the coating cloth along the wiper blade rubber. The pre-impregnated wipe contains 6ml of coating. This is optimised for coating a car windscreen. (Please use 2 coating wipes for lorries, vans or large vehicles.)

**2.** Allow the coating to dry for approximately 5 to 30 minutes. (5 minutes in warm weather eg. 25°C... 30 minutes in cool weather eg. 10°C).

**3.** After application the surface may look slightly "cloudy". Buff the surface with the clean side of the enclosed micro-fibre to remove any residue which contributes to the cloudy appearance.

**4.** The coating takes 10 hours to fully cure, but the windscreen can be exposed to rain one hour after application. Avoid using the windscreen wipers within the first 10 hours, but in some instances they may have to be used. This can slightly reduce the length of time that the coating remains in place.

Do not apply the coating in damp or very humid conditions. The coating wipes within the kit will provide protection for a windscreen for approximately 1 year if applied correctly, based on average yearly figures in the UK.

Do not apply the coating in hot, direct sunlight.

Do not apply our SiO<sub>2</sub> based coating to windscreens which are coated with other agents such as car waxes, polishes etc.

Do not apply the coating to hot windscreens (in hot regions of the world it is best to apply the coating early in the morning or in the evening, when often the windscreen is cooler). Do not apply when the air temperature or glass temperature is greater than 30°C. The enclosed wipe will coat up to 2m<sup>2</sup> if the temperature of the glass is up to 20°C higher glass temperature will reduce the coverage per wipe.





■ MADE  
■ IN  
■ GERMANY

# MOBILE PHONE LIQUID GLASS COATING



**Content:** 2 pre-cleaning wipes & 2 coating wipes for glass and plastic (each wipe for 0,5 m<sup>2</sup>), 1 micro-fibre tissue, 2 gloves

## Product features

The application of a protective layer of liquid glass to a phone is very simple and the advantages are:

- Mobile phone becomes easy-to-clean
- Fingerprints can be removed with a dry wipe
- Water-repellent
- Screen gains significant protection against micro scratches
- Screen becomes approximately 30% harder
- Phone becomes „biostatic“, meaning the coating significantly inhibits the development of bacteria
- Gamma wave emissions are reduced significantly (Gamma waves are highly penetrative and damage human cells)
- No need for an unattractive protective film (significantly reduces plastic waste) and no bubbles
- Super easy and fast to apply
- Invisible / undetectable protection
- Usable for all mobile phones, including „Edge“ models
- Can also be used for the rear „glass“ of some mobile phone
- Protects the all-important lenses of mobile phones
- No impairment of the touch & button functions, scrolling becomes more pleasant („better haptic experience“)
- Sharper playback of videos
- Durable for approximately one year
- Award-winning technology
- TÜV tested (all claims are based on independent testing)
- Heat tolerant to approximately 250°

The main component of the coating is „SiO<sub>2</sub>“ (silicon dioxide = glass), these glass molecules are created from pure quartz sand, one of the most abundant raw materials in nature. SiO<sub>2</sub> is used in toothpaste and it is also naturally present within the human body.

## Preparation & application process

In order to gain maximum performance from the technology it is essential that the surface to be coated is completely clean.

1.

Initially clean the surface with the enclosed micro-fibre tissue in order to remove heavy soiling. Use one side only as this initial cleaning will deposit dirt on to the microfibre. It is essential that all residues are removed. Please use the attached glove throughout the cleaning and application process. (A fingerprint can be 100 times thicker than the coating!)

2.

Deep clean the surface with the pre-clean wipe and then after 30 seconds buff with the "clean side" of the enclosed micro-fibre tissue.

3.

Wipe the surface with the application wipe. The application process should be conducted speedily as the alcohol based wipe will dry within 90 seconds +/- . Ensure full coverage of the surface and continue to wipe until the tissue is dry.

4.

Allow the surface to dry for a minimum of 30 minutes and then buff with the "clean" side of the enclosed microfibre tissue. Ideally the coating should be allowed to bond for the next 10 hours before heavy usage; however light handling/usage of the coated item is possible after 1 hr.



## Certifications

The CCM® Liquid Glass Mobile Devices Coating has passed these TÜV tests:

- MSZ ISO 18593:2008: Microbiological Test
- MSZ 9640/41:1983 Scratch hardness test with spring ball rod
- MSZ EN ISO 15184:2013 Pencil Hardness Test
- DIN 51 155 Impact Test
- Sessile drop method Water-Repellent, surface tension, contact angles
- ICP-MS MSZ EN ISO 17294-2:2005 Metal content of the wipes
- ICP-MS + XRF RoHs screening test



# 7650 Permanent Pro Easy On Quartz Ceramic Coating Easy to apply DIY Detailing Coating Technology



This highly advanced coating has been specially developed for the demanding requirements of the auto, aviation, marine, military and transport sectors. It is extremely resistant to corrosion, abrasion, and temperatures, and can be applied to metal, plastic, powder-coated, and painted surfaces. Curing can occur at ambient temperature but the additional application of heat is also advantageous. The coating forms an extremely strong bond with the surface, and creates an abrasion-resistant finish with very high resistance to solvents.

The thin and transparent coating possesses extreme stability, and a degree of hardness up to 9H can be achieved. Suitable for all kinds of vehicles (including vintage cars), motorcycles, caravans, and boats.

## What is a Quartz Ceramic coating?

The 7650 Q<sup>2</sup> Quartz Ceramic Coating is a glass like coating based on silanes. This coating is applied by wiping on but in all instances it has to be buffed after application. After application, the 7650 coating is exceptionally easy to buff. The resultant layer provides a deep gloss with high hydrophobicity. The coating is neither paint, wax nor a sealant, and cannot flake off or be washed off. The coating forms a durable ("covalent") bond with the paint, and it can only be removed by strong abrasive forces. As noted, the coating provides a long lasting, highly glossy appearance, but as with all surfaces abrasion will eventually impact on the coating. The useful life of the coating will depend on the amount of abrasion that the surface is subjected to but re-application

is a simple procedure. In order to maintain a high gloss do not wipe the surface with solvents.

## What is 9H?

We use the familiar "pencil hardness" to describe the hardness of a layer. The measuring range is between 6B (smoothest) and 9H (hardest). The Auto and Aerospace 9H Ceramics Coating achieves a hardness grade of \*8H (drying at indoor temperature) up to 9H (heat drying).

\*The hardness of a coating is measured when the coating is applied to a metal test bed. If the coating is applied to a soft painted surface the hardness of the coating will remain constant but the underlying soft painted surface and the coating can be distorted if point loading pressure is applied.

[www.quantum-quartz.com](http://www.quantum-quartz.com)



## Properties

- Clear, colourless liquid based on silanes. Contains solvents.
- Extremely abrasion-resistant, with very high adhesive properties, and high impact strength
- Hydrophobic, oleophobic and stain-resistant
- Suitable for spray or manual application. (If spray applied the surface must be buffed within 5-6 minutes of spraying.)
- After polishing the surface will become "ultra shiny"
- "Easy-to-clean" effect - surfaces stay cleaner for longer, and all cleaning becomes very easy, thus extending the cleaning intervals and reducing cleaning and maintenance costs.
- Highly effective for up to 72 months
- Application with electric polishing machine possible
- Material consumption for an entire compact saloon car, approx. 35-50ml for a compact saloon car (bigger cars such as a Range Rover would need more liquid)

## Oxidation and corrosion resistance

Bare metal will oxidize over time, as will painted surfaces. 7650 Q<sup>2</sup> Quartz Ceramic Coating is very dense and it protects paint and metal against contact with water and oxygen, and is therefore a highly effective corrosion resistant layer.

## 7650 Q<sup>2</sup> Quartz Ceramic Coating can also be applied to:

Rims, head lights, windowpanes, door handles. Also suitable for a wide range of other materials... non-ferrous metals, galvanized (zinc-coated) metals/steel, painted and powder-coated surfaces, anodized aluminium, and plastics.

50 ml	Art. No. 7650-50
100 ml	Art. No. 7650-100
500 ml	Art. No. 7650-500
1.000 ml	Art. No. 7650-1

# The CCM Range of Car Coatings

### Bodywork:

8654/7656/7660 Metal and Plastics Coating  
640/7650/643 Permanent Protect

### Car glass:

7601 Glass and Ceramic Coating

### Head lights:

8654/7656/7660 Metal and Plastics Coating  
640/7650/643 Permanent Protect

### Rear lights:


8654/7656/7660/7640/7650  
Metal and Plastics Coating

### Rims:

8654/7656/7660 Metal and Plastics Coating  
640/7650/643 Permanent Protect

### Trim (unpainted plastic):

8654/7656/7660 Metal and Plastics Coating  
640/7650/643 Permanent Protect





# Car, Boat, Camper & Aircraft Coating

Quick and Easy Application, water-based



- Provides excellent gloss with only gentle buffing
- It can be applied immediately after running a car through a car wash. It does not matter if the surface is damp
- Exceptionally easy to apply, simply “wipe and go”
- appr. 100 ml per car

**8654 Quick Gloss** is a highly innovative coating technology which has been developed for the enhancement of smooth surfaces such as auto / marine paintwork and plastics. It is very easy to apply and highly effective. The treated surfaces show a highly improved hy-drophobicity and associated easy clean characteristics. In addition the product gives a higher shine and colour intensity. This coating is more durable than most water-based technologies and offers good performance for over 6 months when applied to car paintwork (real time testing after 6 months and 5,000 miles of driving. Repeated use of car washing machines will impact on the life of the coating).

Most significantly this coating is exceptionally easy to apply and a car can be fully protected within minutes.

- Functional in a few minutes
- Not silicone based
- Not sensitive to UV
- Thinner than a typical “wax” layer
- More durable than standard auto wax coatings
- Lasts for approximately 6 months
- Re application is very easy
- No VOCs
- For Autos, Marine and Private Aviation

#### Application:

Use undiluted. Ideal application temperature between 5°C and 35°C (surface temperature). Any residues of polish or wax on the target surface may harm the bonding of the **8654 Quick Gloss** coating. Clean the surface and remove any loose dirt (it is of course best if the coating is applied to a clean surface).

Spray the target surface with a light film of water. Next, spray **8654 Quick Gloss** on the moist surface and buff / dry it immediately with a lint-free cloth (do not use a microfibre cloth). Continue to buff until all droplets disperse. The product is active immediately.

Alternatively, the product can also be applied on a clean, dry surface.

If the product dries too rapidly or if there is an over application of the coating, “white stripes” may become visible. They can be eliminated by adding a small amount of new product and polishing the surface again.

The product may be stored for at least 24 months unopened in its original packing.

Protect from frost and direct sunlight.

# HOT STUFF®

## Sneaker Guard PRO

for up to  
**4** pairs of  
sneakers



### The ultimate sneaker protection

- ultra strong stain protection
- water and oil repellent
- very durable – machine washable at 30°C (min. 10 times / eco wash)
- self-healing, heat the shoe after washing in order to stimulate self healing action
- for all types of sneakers made from fabric and suede (not optimized for smooth leather shoes)
- ultra strong stain protection, suitable for military use
- easy-to-use
- no color change
- water-based
- free from propellant gas and CFCs
- biodegradable
- not tested on animals

### Contents

- 2 x 5 ml concentrate (5ml create 100ml coating = for 1-2 pairs of shoes)
- 1 empty 100ml spray bottle
- 4 gloves

### APPLICATION INSTRUCTIONS

Hot Stuff® is a high performance coating technology. In order to gain optimum performance the surface being coated should be completely clean, dry and free from other coatings.

1. Remove the empty bottle from the pack and unscrew spray-head.
2. Cut the corner of the sachet containing the Hot Stuff® concentrate and place the concentrate into the empty bottle.
3. Fill the spray bottle with water, screw on the spray head and shake well (for approx. 20 seconds).
4. Wear protective gloves.
5. Spray shoes thoroughly. The fabric should be fully moistened. Wipe the surface, with gloved hands, ensuring that the liquid is fully dispersed into the fabric. For optimum protection it is suggested that laces are removed prior spray coating. Spray the laces separately.
6. Allow the shoes to „air-dry“ (preferably overnight) This is the recommended process. Alternatively the shoes can be heat dried immediately after coating. The drying time when heat drying from wet varies greatly depending on size, fabric and drying method.
7. When the shoes are completely dry (after air drying) use a hair dryer to warm each shoe THOROUGHLY. As a guideline heat for at least 5 minutes per shoe. Alternatively, the shoes can also be heated in a tumble dryer. In most instances, a 20 minute cycle at full heat is sufficient.

**IMPORTANT:** The Hot Stuff® coating is activated by heat. Inadequate application of heat will result in poor performance. The activation of the coating starts at a minimum temperature of 50°C. The target temperature is in the 50°C to 80°C range. Do not spray onto skin or eyes.

**READY! Your shoes are now protected with a high performance, self-healing coating.**



■ MADE  
 ■ IN  
 ■ GERMANY

# Anti-Fog Spray Spray & Go

for spectacles, Ski Goggles,  
 Motor cycle visors, mirrors etc.

- Easy to apply
- immediate performance
- durable



**Content: 10 ml Anti-Fog, 1 micro-fibre tissue 10 x 10cm**



**without**

**with**

Anti-fog coatings last for several days, but the coatings have to be reapplied. In most instances a weekly „touch-up“ is recommended. The 10ml in this bottle is sufficient for approx. 10 x coatings of both lenses (on both sides) of a pair of spectacles.

### **Areas of application:**

Polycarbonate and glass surfaces including spectacles, ski goggles, motorcycle visors and vehicle windows (interior); in fact on any surface which is prone to fogging.

### **Application:**

1. Clean the surface
2. Spray Anti-Fog onto a small part of the enclosed micro-fibre tissue
3. Wipe the target surface (both sides of spectacle lenses)
4. Allow the coating to dry for as long as possible. Coated spectacles can be used after 1 minute, when the surface is „clear“, but ideally allow for a minimum of 15 minutes drying at room temperature before use.
5. If a slight “film” is visible on the surface, gently wipe with the dry part of the microfibre tissue. Keep out of the reach of children.






# BIOSATIVA®

CLEANING WITH THE POWER OF NATURE!



Steam Cleaning in a bottle. The completely biodegradable cleaning concentrate.

- high-performance cleaner
- created from sustainable natural ingredients
- environmentally compatible
- completely biodegradable
- gentle to materials and surfaces
- dermatologically harmless (skin-friendly, also suitable for allergy sufferers)
- exceptionally strong cleaning action
- non-corrosive
- pollutant-free
- solvent-free
- non-toxic for humans, animals & environment
- no “hazardous goods“ labelling necessary
- non-dangerous goods
- Winner of the prestigious Green Apple Award. This International Environmental Award was presented to Biosativa® in recognition of its status as Europe’s most environmentally-friendly product
- Confirmed by DEKRA as „Suitable for use within the food sector“

Art.-No.	Bottle / Canister
BS2122-1	1-Litre-Bottle (MOQ: 100 Litre)
BS2122-10	10-Litre-Canister
BS2122-IBC	1.000-Litre-IBC-Container



One cleaner for all cleaning needs. Ecologically beneficial. Testing confirms that Biosativa® reinvigorates contaminated water and soil.



## Applications & Dosage



### INDUSTRY:

**Machines** – apply with spray bottle, brush & cloth: 1:5 - 1:20

**Buildings, facades, surfaces etc.:** 1:10 to 1:100  
(depending on soiling and surface technology)

**Tyre abrasion** from fork-lifts and other equipment on hall floors: 1:5 spray, agitate the surface, allow to take effect and then remove residue.



### BASIC CLEANING:

**Floors of all kinds** (concrete, tiles, PVC, linoleum, epoxy, etc.): 1:5 - 1:100

**Surfaces of all kinds** in maintenance cleaning: 1:20 - 1:100

**Soot and carbon materials** – suitable for post-fire restoration: 1:5 - 1:30

**Odour removal:** Due to its highly effective cleaning properties, Biosativa® aids the removal of bacterial accumulations, and as a result odours are also removed or greatly reduced.



### AUTOMATIC CLEANING:

**Floors and surfaces of all kinds:** 1:20 - 1:100 (depending on soiling)



### KITCHEN:

**Surfaces, stoves, floors, kitchen appliances:** 1:5 - 1:50 (depending on soiling & technology)



### HIGH-PRESSURE CLEANING:

Up to 95°C using standard cleaning machines: 1:25 - 1:100

Biosativa® can be used on a wide range of heat-tolerant surfaces eg. facades.

The removal of algae and other similar organic matter can be undertaken: 1:10 to 1:100

Carpets with spray extraction device: 1:20 - 1:80 (with warm water)



### AGRICULTURE:

Stables, storage areas, livestock areas, silos, tractors, tools and greenhouses: 1:5-1:30



### VEHICLE CLEANING:

Manual application for inside and outside the vehicle with spray bottle, sponge, brush & microfibres: 1:10 - 1:30

Biosativa® is a highly active cleaner when used in low concentrations.  
Always test on an inconspicuous area before large scale usage.




Your active contribution to environmental protection.  
One Shot Does The Lot! Made in Germany.



weitere Informationen



# 7620 Stone Coating (penetrative)





This coating is designed to penetrate deep into the structure of the stone. After it has become established in the stone it provides strong hydrophobic and oleophobic protection. Specifically developed for natural stone and cementitious surfaces. This coating will remain highly effective for approximately 10-20 years. (Top up coatings for areas subjected to high abrasion or repeated cleaning, can be completed in minutes) This coating can be used on floors and on work surfaces including hybrid stone. As the coating becomes enmeshed within the surface structure of the stone it also provides excellent anti-weathering characteristics which significantly impede degradation and water ingress. It should not be applied to wet or moist stone. The coating provides very good resistance to staining but it is not permanently resistant against staining from liquids such as lemon juice, red wine, olive oil etc. We recommend our "Permanent Protector" 704 or Anti-graffiti coatings for protection against such staining. In high abrasion areas such as public squares, promenades etc. benefit from a light top up coating each year in order to maintain very good stain resistance.



## PROPERTIES

- Contains solvent (not water), no formation of sticky Silicon films
- Suitable for internal and external usage, it performs exceptionally well on smooth or rough materials.
- Can be applied to large areas by spraying
- Time saving one step application - no residue after application
- Permeates up to 25 mm deep (depending on the stone structure)
- Highly durable, offering protection for 10-20 years or decades, depending on the nature of the stone and the application process utilised
- The coverage rate varies depending on the absorbency of the stone, approx. 8-14 m<sup>2</sup> per l for highly absorbent stone to approx. 20-50 m<sup>2</sup> for less absorbent stone, such as granite
- No negative impact on the consistency of the stone
- Enriches stone colours
- Coated surfaces remain breathable
- Strong oleophobicity and associated stain resistance
- Resistant against frost, UV light (California Test - 24,000 hours or 5 years of sunshine), salt attack (e.g. chlorides), staining, higher pH levels found in new masonry and pointing, water ingress, soiling, pollution, vegetation and extremely resistant to abrasion
- Water/dirt-repellent, the coating reduces the amount of moisture on the surface & therefore minimises the growth of mould, moss & algae as well as discoloration due to air pollution
- Reduces significantly the uptake of water and soluble salts (e.g. chlorides)
- Helps avoid unsightly dark water streaks
- Easy to clean effect, treated surfaces remain cleaner for longer
- Considerably reduces the amount of maintenance work required on stone buildings and it provides a cosmetically stable appearance and mechanically stable structure for many years
- Soiling is easily removed with water and other agents such as BIOSATIVA®, our award winning Bio Cleaner
- Not affected by chlorine or salt water, making it ideal for pool areas while ensuring that after coating, the surface remains unchanged
- Not affected by steam diffusion through the treated materials and has the top rating in Europe for active gas permeability e.g., being able to "breathe" so there is no build-up of subsurface moisture (EN ISO 7783-2, Classification I, Sp<0.14m)
- Thermal efficiency of walls is improved as stone sealer prevents water ingress

- Can be used as part of a flood protection system for a building
- Highly effective as a waterproofing membrane
- Contains aroma free Naphtha, therefore oily liquids have to be removed from the surfaces within minutes after soiling. The coating is not permanently resistant against staining from liquids such as lemon juice, red wine, olive oil etc. We recommend our "Permanent Protector" or Anti graffiti coatings for protection against such staining.
- Anorganic silan-siloxan mixture
- Mostly inorganic
- Acid-free
- Does not dissolve in water
- Certain highly absorbent concrete may require 4m<sup>2</sup> per litre.

## APPROXIMATE COVERAGE RATES PER M<sup>2</sup>

- Concrete (excluding hybrid concretes with significant levels (more than 1%) of added acrylic compounds or other similar plasticising agents), approx. 10 - 30 m<sup>2</sup> / litre, depending on the density of the concrete).

Testing above these ratios is advised.

- Tiles, unglazed/porous (approx. 20 - 40 m<sup>2</sup> / litre)
- Roofing tiles (approx. 15 - 25 m<sup>2</sup> / litre)
- Brick/masonry (approx. 20 - 30 m<sup>2</sup> / litre)
- Limestone (approx. 15 - 25 m<sup>2</sup> / litre)
- Sandstone (approx. 8 - 15 m<sup>2</sup> / litre)
- Mineral plaster (approx. 15 - 30 m<sup>2</sup> / litre)
- Marble & polished marble (approx. 30 - 50 m<sup>2</sup> / litre)
- Granite - polished granite (approx. 40 - 70 m<sup>2</sup> / litre)
- Natural stone (approx. 10 - 30 m<sup>2</sup> / litre)
- Slate (approx. 15 - 30 m<sup>2</sup> / litre), slate becomes slightly darker
- After application as oxidation and abrasion is reduced. Coated slate retains an "as good as new appearance" for a prolonged period)

### No concentrates available

## PACKAGING & SHIPPING

Art. No.	Bottle / Canister
7620-1	1 000 ml bottle
7620-200	200 litre barrel
7620-1000	1 000 litre IBC

HS Code: 3209 9000, no DG



# Easy Clean Graffiti Protection



# 7626 Easy Clean Graffiti Protection at its best!

A one pack **single coat permanent non-sacrificial coating** giving excellent protection against fly poster and graffiti attack. The product allows easy repeated removal of graffiti by using water/detergent. **NOT** a temporary or sacrificial, semi-permanent graffiti protection.

## Main advantages:

- Transparent
- Permanent System (functional for up to 20 years and at least 20 times graffiti removal cycles)
- Graffiti is removable, in most instances, with cold water and without chemicals
- Easy to re-coat in case of damage

**7626 Graffiti Protection** is ideally suited for locations which encounter regular graffiti vandalism. It offers enormous flexibility in terms of application. It can be applied to almost all surfaces. The layer itself is also flexible and this characteristic is the reason why graffiti is unable to bond effectively, thus creating a world leading, vandal resistant finish.

**7626 Graffiti Protection** is completely resistant to ALL paints, permanent markers, inks and the majority of acids. Simply wash with water and graffiti disappears and posters just slide off, providing permanent protection


against graffiti attack – without ghosting residue. Prevents the leaching of pigments into the building surface.

**7626 Graffiti Protection** is ideal **(without primer)** for the following applications:

- Aluminum Siding
- Concrete (tunnels, train route walls, noise barriers, bridge structures, masonry etc.)
- Fibreglass
- Glass\*
- Masonry (includes brick, marble, (natural) stone, clinker, tile and granite)
- Metal\*
- Plastic\*
- Steel
- Street Signs
- Stucco
- Utility Boxes
- Vinyl Siding
- Wood

*\*Bonding to polished and smooth surfaces is not as profound as bonding to roughened or porous surfaces.*

Not applicable to plexi glass®



## Attributes:

### Single Component System – very strong bonding

One coat in most cases is sufficient (some highly porous surfaces, e.g. sand Stone, may require a non-darkening primer coating or 2 coats of 7626 Graffiti Protection which can be applied within 30 minutes in hot environments and 3-4 hours below 20°C).

Open the can and roll it on. No mixing and no messing means less labour cost. In most instances the coloured variants can be used to „paint over“ existing graffiti.

Also usable to protect „good graffiti“ (graffiti art).

It does not bond strongly to smooth surfaces such as stainless steel.

### Tough resilient finish

Unlike most anti-graffiti systems, 7626 Graffiti Protection cures to an easy clean layer – with just one coat.

The surface can be cleaned without using any graffiti remover. It is just enough to use a high pressure washer (max. 80 Bar) or a soft brush. The surface offers a long protection lifetime and cleaning cycles over several years.

### Rapid Curing

It's easy to apply, so it's not time-consuming, it means low labor costs and the coating is functional within hours.

### Prolonged Protection – Zero Ghosting

Graffiti can normally be removed quickly and easily using just water. In most instances graffiti removal liquids are not necessary. It won't show any ghosting. There is no need for reapplication after the graffiti has been removed. The clear finish does not yellow over time.

### Clear and coloured

Available in a clear finish and in all RAL colors, MOQ 100L for coloured variants.

### Long Term Protection

### No „Dangerous Goods“ shipping fees

### Primer

(where necessary, only on very porous surfaces, e.g. sand stone)

Standard water-based PVA co-polymer primer/sealer

### Graffiti-Remover & Cleaner

Available on request.



**Graffiti Protection for Good Graffiti**



## Technical Summary:

<b>Colour</b>	Clear or Pigmented Liquid	
<b>Dilutable</b>	No	
<b>Application</b>	Application with brush roller or airless spray, (it can't be applied with a conventional hvlp spray). Airless: - 16 thousand size tip or higher - cleaning: Nappy (white spirit)	
<b>Breathable</b>	Yes	
<b>Urine-resistant</b>	Yes	
<b>Paintable</b>	Only with this pigmented Graffiti Protection 7626, not with standard paints	
<b>Volume Solids</b>	78% Matt; 78% Gloss; 48% pigmented	
<b>Recommended Film Thickness</b>	depending on substrate and porosity, normally between 50-80 microns DFT	
<b>Coverage Rate</b>	6 to 8 square metres per litre, when applied to a smooth surface with a fine pile 4 inch/10 cm roller. This will create a coating of appr. 70 microns. This is the minimum functional coating thickness. A slightly thicker coating at approximately 130 microns creates a more stable, longer lasting coating. (eg polycarbonate paneling often used at the side of motorways). Porous surfaces such as brick stone etc. should have a WFT (wet film thickness) of 150 microns which dry back to about 115 / 120 DFT (dry film thickness) subject to the porosity of the surface.	
<b>Drying Time</b>	Touch dry 3 / 4 hours; full cure 24 hours. Recoating (if required) time 3 to 4 hours	
<b>Brushwash</b>	Disposal	
<b>Weight Per Litre</b>	0.90-1.02	
<b>Flash Point</b>	Above 64°C	
<b>V.O.C.</b>	50 grams per litre	
<b>Viscosity</b>	76% high solids	
<b>Finish</b>	Gloss – Semi Matt	
<b>Gloss Reading</b>	62-68 degree reflectance angle. Ideally applied to Semi Gloss Satin, Eggshell and Matte painted surfaces.	
<b>Application Temperature</b>	-5°C / +60°C	
<b>Temperature Resistance</b>	-40°C - +50°C	
<b>Storage Temperature</b>	+5-+25°C, out of direct sunlight	
<b>Shelf Life</b>	1 Year	
<b>High Pressure Cleaner</b>	Max. 80 bar at 30-40cm distance (flat jet nozzle, NOT dirt milling machine or point jet nozzle, apply the nozzle from the outer edge of the graffiti to be removed)	
<b>Surface Preparation</b>	All surfaces must be clean and dry, remove any soiling by power wash etc. Any soiling/graffiti apparent on painted surfaces i.e. masonry/rendered walls should be re-painted with good quality masonry exterior paint, prior to application. Non-Darkening Primer should be considered for application prior to top coat on all sandstone/brick surfaces. The rougher the surface the better the bonding.	
<b>Bundle</b>	5 liter canister	20 liter canister
<b>Art. No.</b>	7626-5	7626-20

Essential Characteristics	Performance	Harmonised technical specification
<b>Water Vapour Permeability</b>	Class V2	EN ISO 7783-2
<b>CO<sub>2</sub> Permeability</b>	>S0m	EN ISO 1062-6
<b>Fire Rating</b>	Class 1	BS 476 Part 7
<b>Fire Rating</b>	Class 0	BS 476 Part 6



**CCM GmbH**  
**Diepenbroich 8 | D-51491 Overath / Germany**  
**Fon +49 (0) 2206 / 938590-0 | Fax +49 (0) 2206 / 938590-99**  
**[www.ccm-international.eu](http://www.ccm-international.eu) | [www.youtube.com/CCMGermany](http://www.youtube.com/CCMGermany)**